



# **The Maritime Methane Story**

**Jacob Granqvist**

**25.10.2022**

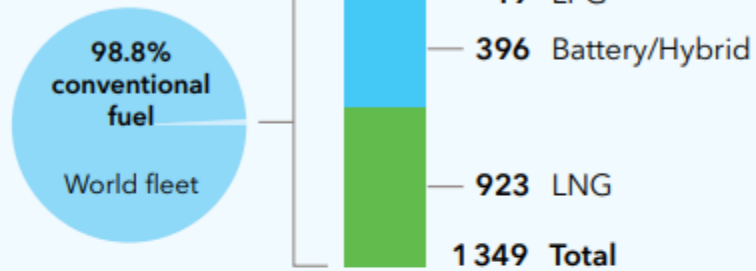
**Gasum**

# Alternative Fuels In Perspective

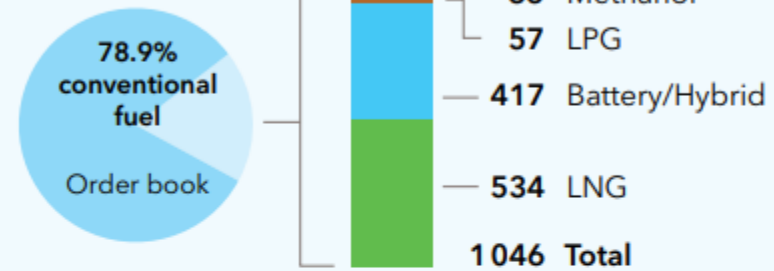
## Alternative fuel uptake in the world fleet by number of ships and gross tonnage

### NUMBER OF SHIPS

Ships in operation

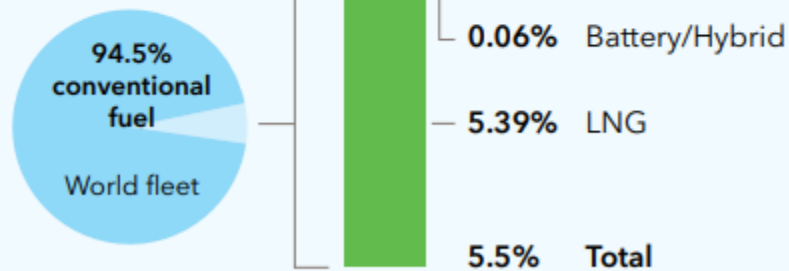


Ships on order

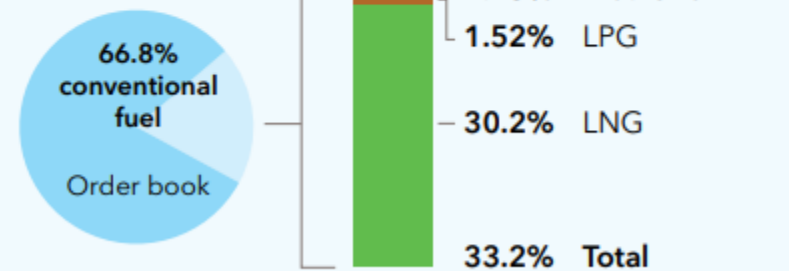


### IN % OF GROSS TONNAGE

Ships in operation



Ships on order

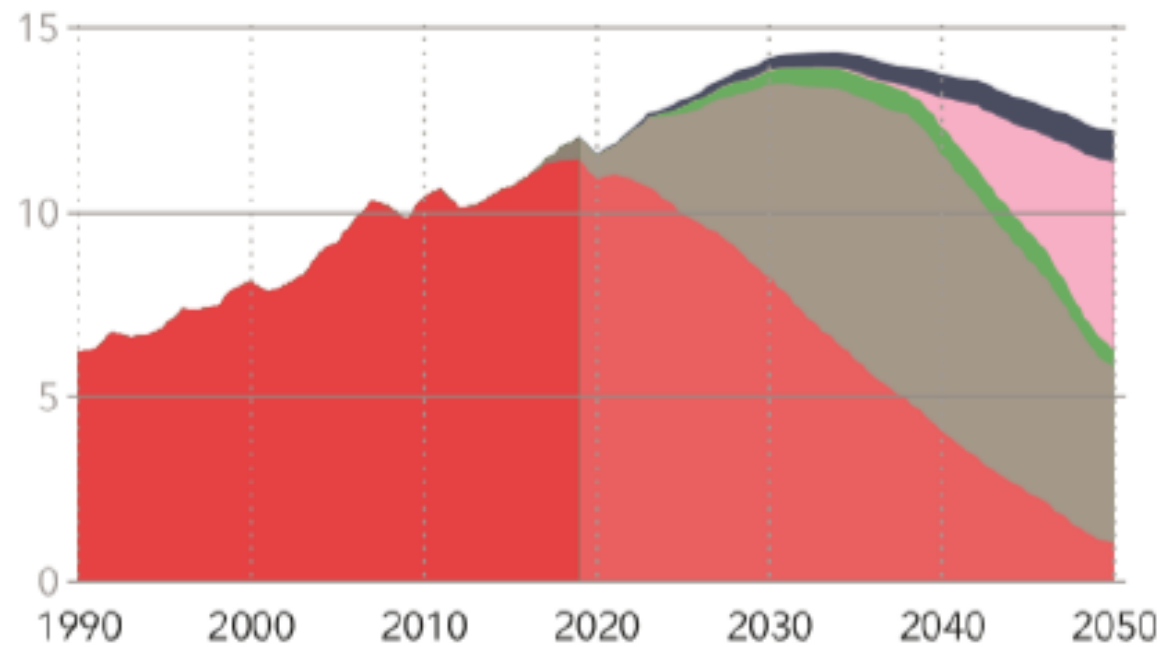


Key: Liquefied natural gas (LNG); liquefied petroleum gas (LPG)  
Sources: IHSMARKIT (ihsmarkit.com) and DNV's Alternative Fuels Insights for the shipping industry - AFI platform (afi.dnv.com)

# The Maritime Energy Mix

World maritime subsector energy demand by carrier

Units: EJ/yr



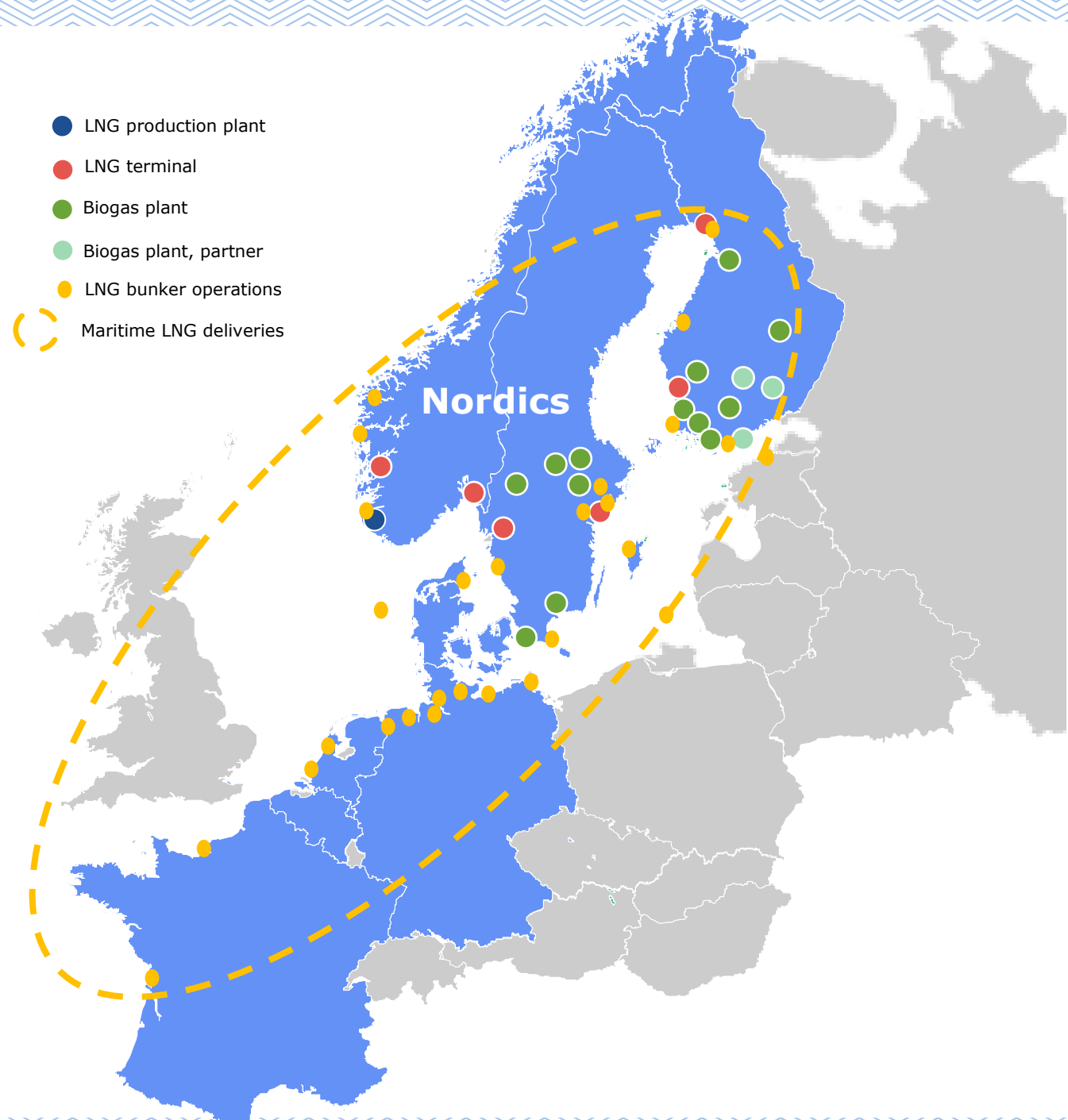
Legend:  
Electricity (Dark Blue)  
Bioenergy (Green)  
Natural gas (Brown)  
Low carbon fuels (Pink)  
Oil (Red)

Natural gas includes LNG and LPG. Low carbon fuels include ammonia, hydrogen, eMGO, eLNG, and eLPG.

Historical data source: IEA WEB (2020)

How does this relate to Finland?

**THE ENERGY COMPANY  
GASUM IS A GAS SECTOR  
AND ENERGY MARKET  
EXPERT THAT IS BUILDING  
A BRIDGE TO A CARBON  
NEUTRAL SOCIETY**



# The Methane use in the maritime sector

All use is  
off-grid

Deliveries  
by ship,  
truck and  
pipe

Inter  
segment  
benefits/  
competition

An aerial photograph of a multi-lane highway bridge crossing a wide river. The sky is filled with soft, white clouds, and their reflection is visible in the calm water. A blue semi-truck is driving on the bridge, and a few cars are also visible. In the background, a boat is docked at a pier. The surrounding area is lush with green trees and vegetation.

# Gasum

**CLEANER ENERGY**